

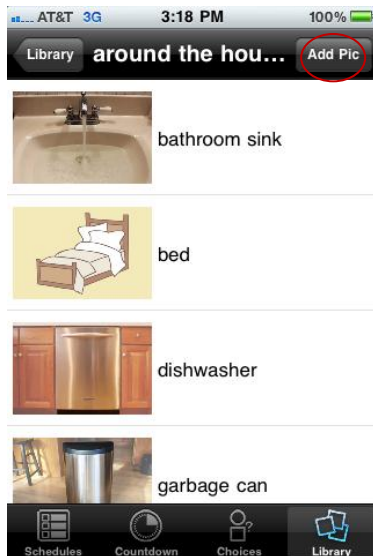
## How to Add Pictures from the iPhone Camera into iPrompts® (iPhone Users Only)



iPrompts® users who run the application on an iPhone may take advantage of the phone's built-in digital camera. The ability to incorporate snapshots of surrounding people and objects greatly enhances the flexibility of iPrompts® when out "on the go". (Separate tutorials are available for other methods of expanding the iPrompts® Library, such as by importing pictures from the Web directly into iPrompts®.)

### **STEP 1: Select your Library category, and prepare to add a new camera picture.**

After opening iPrompts®, tap the "Library" tab at the bottom of the screen, and then browse the categories. Select the category which you'd like to store a new camera picture within, and then press "Add Pic" in the upper-right. Select the option to "Take Photo Using Camera". You'll see a reminder to rotate your iPhone 90° to the left.



Select your category, such as "around the house", and then select "Add Pic".



Select the option to "Take Photo Using Camera".



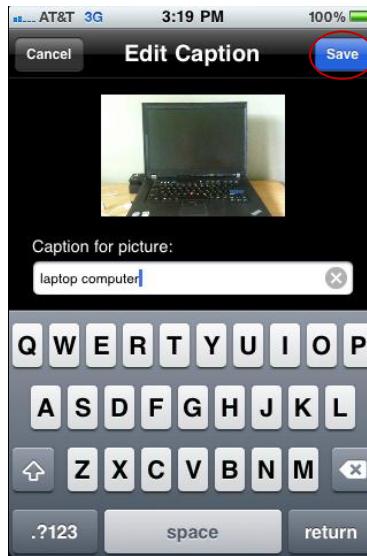
Reminder: rotate your device 90 degrees counterclockwise.

## STEP 2: Snap your picture to add it to the Library.

After rotating your iPhone and snapping the picture, you may either “Retake” or “Use” it. If you like the picture, tap “Use,” and then enter a label. The picture will be saved into your selected Library category with your desired caption. From there, it may be added to a schedule, timer, or choice set.



*Tap “Use” if you are happy with the picture you’ve taken.*



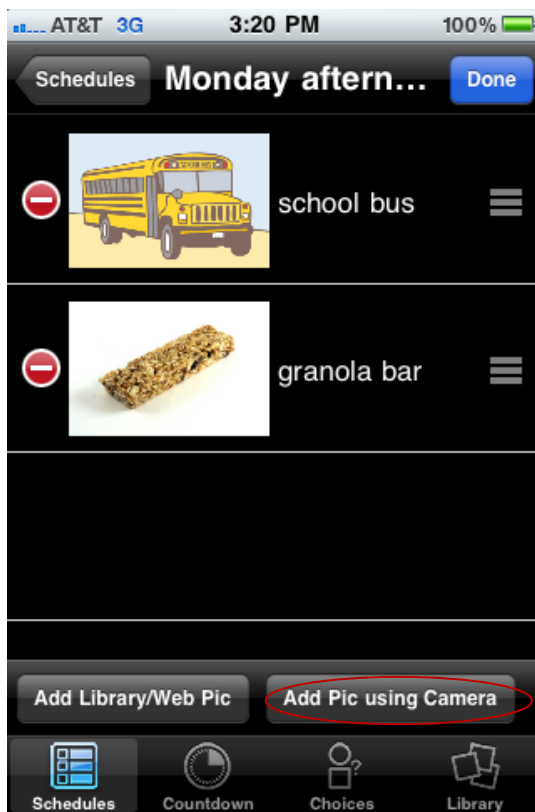
*Type your caption, and then press “Save”.*



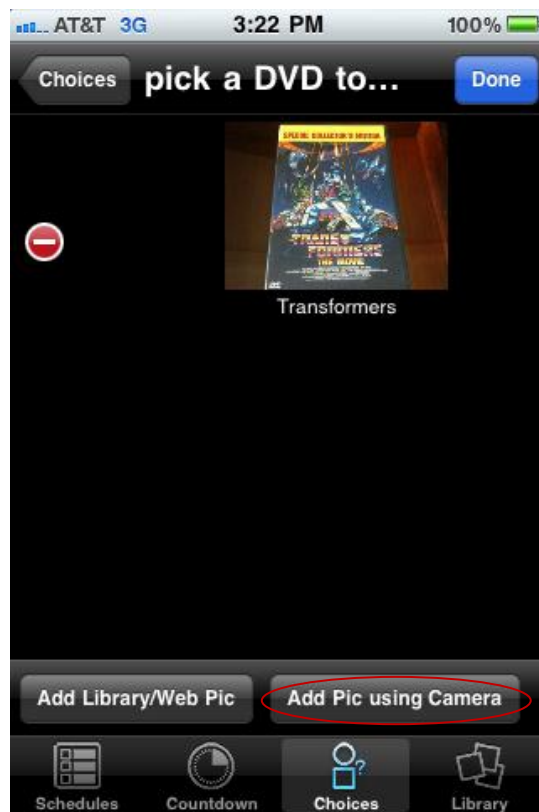
*The image will be saved into your previously selected category.*

### STEP 3: Add a camera picture directly into a schedule or choice set (optional).

Instead of (or in addition to) adding camera pictures into the Library, pictures may be added directly into a schedule or choice set. Simply access the schedule or choice set in question, tap “Edit” in the upper-right, and then tap “Add Pic using Camera” in the lower-right.



*iPhone users may add camera pictures directly into a schedule.*



*iPhone users may add camera pictures directly into a choice set..*